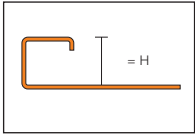




Stainless Steel



Stainless steel



H = mm - in.	Item No.			
	Stainless steel 304 (1.4301 = V2A) (E)	Brushed stainless steel 304 (1.4301 = V2A) (EB)	Stainless steel 304 (1.4301 = V2A) square check (ES1)	Stainless steel 304 (1.4301 = V2A) leather texture (ES2)
4.5 - 3/16	Q 45 E	-	-	-
6 - 1/4	Q 60 E	Q 60 EB	-	-
8 - 5/16	Q 80 E	Q 80 EB	Q 80 ES1	Q 80 ES2
9 - 11/32	Q 90 E	Q 90 EB	-	-
10 - 3/8	Q 100 E	Q 100 EB	Q 100 ES1	Q 100 ES2
11 - 7/16	Q 110 E	Q 110 EB	Q 110 ES1	Q 110 ES2
12.5 - 1/2	Q 125 E	Q 125 EB	Q 125 ES1	Q 125 ES2
14 - 17/32	Q 140 E	Q 140 EB	-	-
15 - 9/16	Q 150 E	Q 150 EB	-	-

Length supplied: 8' 2-1/2" - 2.5 m

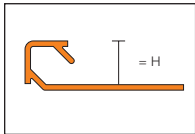
Accessories	Item No.
End cap, outside/inside corner	EV/ <i>profile item number*</i>

H = mm - in.	Connector for stainless steel profiles
6 - 1/4	V/RO 60 E
8 - 5/16	V/RO 80 E
10 - 3/8	V/RO 100 E
11 - 7/16	V/RO 110 E
12.5 - 1/2	V/RO 125 E

Aluminum



Aluminum







H = mm - in.	Item No.			
	Satin anodized aluminum (AE)	Polished chrome anodized aluminum (ACG)	Satin nickel anodized aluminum (AT)	Brushed antique bronze anodized aluminum (ABGB)
4.5 - 3/16	Q 45 AE	Q 45 ACG	Q 45 AT	-
6 - 1/4	Q 60 AE	Q 60 ACG	Q 60 AT	Q 60 ABGB
8 - 5/16	Q 80 AE	Q 80 ACG	Q 80 AT	Q 80 ABGB
10 - 3/8	Q 100 AE	Q 100 ACG	Q 100 AT	Q 100 ABGB
12.5 - 1/2	Q 125 AE	Q 125 ACG	Q 125 AT	Q 125 ABGB
15 - 9/16	Q 150 AE	-	-	-
20 - 3/4	Q 200 AE	-	-	-

Length supplied: 8' 2-1/2" - 2.5 m

Accessories	Item No.
End cap, outside/inside corner	EV/ <i>profile item number*</i>

How to order corners:

*To complete the item number for corners, add the corresponding *profile item number* (e.g., EV/ Q 80 E).



Note: The same corner piece can be used to produce a 90° inside corner and a 90° outside corner. It can also be used as an end cap.

2.10 Schluter®-QUADEC

Length = 3.05 m - 10'

H = mm - in.	Item No.
	Polished chrome anodized aluminum (ACG)
8 - 5/16	Q 80 ACG/300
10 - 3/8	Q 100 ACG/300
12.5 - 1/2	Q 125 ACG/300



Aluminum

2.10 Schluter®-QUADEC		Item No.	
H = mm - in.		Textured color-coated aluminum (TS)	
	4.5 - 3/16	Q 45	color*
	6 - 1/4	Q 60	color*
	8 - 5/16	Q 80	color*
	10 - 3/8	Q 100	color*
	11 - 7/16	Q 110	color*
	12.5 - 1/2	Q 125	color*

Length supplied: 8' 2-1/2" — 2.5 m

2.10 Schluter®-QUADEC		Item No.	
H = mm - in.		Connector for textured color-coated aluminum profiles	
	6 - 1/4	V/Q	60
	8 - 5/16	V/RO	80
	10 - 3/8	V/RO	100
	11 - 7/16	V/RO	110
	12.5 - 1/2	V/RO	125

*Color Codes					
	TSR Rustic brown		TSDA Dark anthracite		TSLA Light anthracite
	TSSG Stone grey		TSC Cream		TSBG Greige
	TSI Ivory		TSB Beige		TSOB Bronze
	TSG Pewter		MGS Matte black		MBW Matte white

* To complete the item number, add the **color** code (e.g., Q 60 **TSC**).

Accessories	Item No.
End cap, outside/inside corner	EV/ profile item number*

Note: The matte black (MGS) and matte white (MBW) accessory pieces can only be used as outside corners or end caps.

2.10 Schluter®-QUADEC		Item No.	
H = mm - in.		Color-coated aluminum (AC)	
	4.5 - 3/16	Q 45	color*
	6 - 1/4	Q 60	color*
	8 - 5/16	Q 80	color*
	10 - 3/8	Q 100	color*
	11 - 7/16	Q 110	color*
12.5 - 1/2	Q 125	color*	

*Color Codes			
	BW Bright white		W White
	SP Sand pebble		PG Classic grey
	QG Quartz grey		VG Traffic grey
	SB Black brown		GS Black

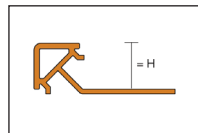
* To complete the item number, add the **color** code (e.g., Q 45 **G**).

Accessories	Item No.
End cap, outside corner, 90°	ED/ profile item number*

PVC



PVC



2.10 Schluter®-QUADEC		Item No.	
H = mm - in.		PVC (P)	
	6 - 1/4	PQ 60	color*
	8 - 5/16	PQ 80	color*
	10 - 3/8	PQ 100	color*
	11 - 7/16	PQ 110	color*
12.5 - 1/2	PQ 125	color*	

*Color Codes			
	BW Bright white		W White
	SP Sand pebble		BH Bahama
	HB Light beige		HG Light grey
	PG Classic grey		G Grey
	GS Black		

* To complete the item number, add the **color** code (e.g., PQ 80 **PG**).

Accessories	Item No.
End cap, outside corner, 90°	E/ profile item number*