

Schluter®-KERDI-BOARD-SNLT

Shower niche with LIPROTEC LED lighting





See your Shower
in a Whole New

Light

Schluter®-LIPROTEC

Warm, evenly diffused lighting for your shower niche

Incorporating light into a room design can completely change the atmosphere of the space. With modern bathrooms designed to go far beyond their basic functions, lighting elements help to create the spa-like experience sought after by many homeowners.

LIPROTEC illuminated profile technology is now available for KERDI-BOARD niches, making it easier than ever to add warm, diffused lighting to your shower. The simple 3-step system is comprised of the KERDI-BOARD-SNLT shower niche with integrated LIPROTEC lighting technology, the power supply, and cables specifically designed to ensure a watertight connection.

The LIPROTEC system is designed such that both the connection at the niche and the connection at the power supply are in an enclosed and accessible location, as required by the National Electrical Code (NEC) and Canadian Electrical Code (CEC).

- LED lighting incorporated into KERDI-BOARD shower niches
- Code-compliant LED system that integrates into the Schluter®-Shower System for a bonded waterproof assembly
- Quick and easy installation
- Immediately ready for tile

Clean, Crisp Lighting in Your Shower

Elevating your shower experience starts with creating the right ambiance. Traditional LED strips can emit points of light, which leads to uneven lighting with visual hotspots. With LIPROTEC's innovative LED technology, the light is evenly diffused along the length of the strip for a smooth, clean line of light.

LIPROTEC LED Key Features:

- Brightness: 118 lumens
- Energy used: 1.7 watts
- Color accuracy (CRI): 95+
- Light appearance: 3000K (Warm White)
- UL listed in USA and Canada

What is CRI?

Color Rendering Index (CRI) measures the ability of a light source to accurately reproduce the colors of the objects it illuminates, on a scale of 0 to 100. The closer to 100, the more colors will be bright and true, as with natural sunlight. LIPROTEC LEDs have a CRI of 95+, ensuring that your tiles and décor, and even skin tones, are rich, vibrant, and natural.



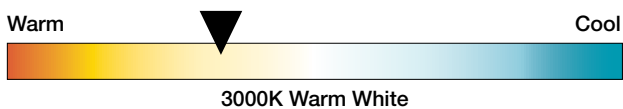
High CRI



Low CRI

Light Appearance

The LIPROTEC LED strip emits a crisp yet warm white light, creating a cozy and comfortable ambiance. The smooth diffusion of the LED strip ensures uniform lighting across its entire length.







Three Easy Steps to Creating Your Lighted LED Shower Niche

Step 1: Choose Your Niche

Schluter®-KERDI-BOARD-SNLT is a prefabricated shower niche made of KERDI-BOARD that incorporates a profile with a diffused LIPROTEC LED light strip. It features a pre-installed waterproof connection box to ensure the electrical connection is code-compliant. KERDI-BOARD-SNLT is available in 3 sizes designed for a vertical installation and integrates with the Schluter®-Shower System for a watertight assembly.



12" x 12"




12" x 20"



12" x 28"

Largest size includes a prefabricated tile-ready shelf.






The LED lighting strip can be installed in two positions:
in the center of the niche, or along the rear wall.



Step 2: Choose Your Power Supply

With LIPROTEC, you have two options when it comes to a power supply.



Schluter®-LIPROTEC-ECX

LIPROTEC-ECX is an all-in-one LED power supply and in-wall dimmer switch that eliminates compatibility issues between drivers and dimmer switches.

- Smooth, even dimming
- Dimming range: 5% to 100%
- Can control multiple KERDI-BOARD-SNLT niches (up to 60 watts)
- Fits in a standard electrical switch box
- Includes three interchangeable face plates to match most decors
- UL listed in USA and Canada



Schluter®-LIPROTEC-ECD

LIPROTEC-ECD is an in-line dimmable driver that is hard wired into your electrical. It is compatible with a range of popular dimmer switches including smart dimmers, allowing you to have matching light switches throughout your bathroom.

- Dimming range: 5% to 100%
- Can control multiple KERDI-BOARD-SNLT niches (up to 24 watts)
- Includes metal enclosure
- Install in an accessible location, such as a closet or vanity
- Dimmer switch must be purchased separately, refer to the compatibility list on Schluter.com
- UL listed in USA and Canada

Step 3: Choose Your Cable

The LIPROTEC-CW cable is designed to connect the KERDI-BOARD-SNLT shower niche to the LIPROTEC-ECX or ECD power supply.



Schluter®-LIPROTEC-CW

LIPROTEC-CW cables feature a pre-installed waterproof snap-in gland for a secure connection to the top of the niche, and connectors to attach the LED strip.

- Rated for in-wall installation – no conduit required
- Class 2 low voltage cable (CL2)
- CSA FT4 rated (80°C)
- 2 conductor, 20AWG
- UL listed in USA and Canada

Available cable lengths:

13' 1-1/2" (4 m) | 26' 3" (8 m) | 49' 2-1/2" (15 m)

Check out the planning guide on [Schluter.com](https://www.schluter.com) for help in selecting the right cable length for your project.






Integrates with the Schluter®-Shower System

The Schluter®-Shower System is an integrated family of products that together form a fully bonded, watertight assembly for tiled showers. The Schluter®-Shower System eliminates the risk of failures due to water and vapor penetration and dramatically reduces total installation time. From drains to shower benches to waterproofing pipe seals, Schluter offers everything you need to ensure a dependable and watertight installation.

Waterproofing



Drains



Prefabricated Substrates




Also Available!


Schluter®-SHELF-N

Niche shelf

5 Designs



10 Finishes



Learn More!

- Get product details
- Watch the installation video
- Download the planning guide



Schluter Systems L.P. 📍 194 Pleasant Ridge Rd. | Plattsburgh, NY | 12901-5841 📞 800-472-4588 📠 800-477-9783

Schluter Systems (Canada) Inc. 📍 21100 chemin Ste-Marie | Ste-Anne-de-Bellevue, QC | H9X 3Y8 📞 800-667-8746 📠 877-667-2410

🌐 [schluter.com](https://www.schluter.com)