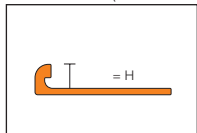


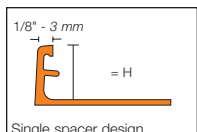
Product Item Numbers



Aluminum, Brass  
3/32" - 3/16" (2 - 4.5 mm)

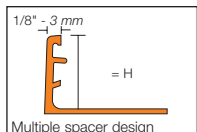


1/4" - 1/2" (6 - 12.5 mm)



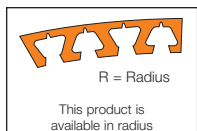
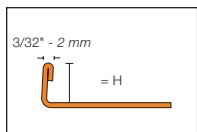
Single spacer design

17/32" - 1-3/16" (14 - 30 mm)



Multiple spacer design

Stainless steel



R = Radius

This product is available in radius

1.1 Schluter®-SCHIENE

H = mm - in.	Item No.					
	Stainless steel 316L (1.4404 = V4A) (E/V4A)	Stainless steel 304 (1.4301 = V2A) (E)	Brushed stainless steel 304 (1.4301 = V2A) (EB)	Solid brass (M)	Aluminum (A)	Satin anodized aluminum (AE)
2 - 3/32	-	E 20	-	-	A 20	AE 20
3 - 1/8	-	E 30	-	M 30	A 30	AE 30
4.5 - 3/16	E 45/V4A	E 45	-	M 45	A 45	AE 45
6 - 1/4	E 60/V4A	E 60	E 60 EB	M 60	A 60	AE 60
7 - 9/32	-	E 70	-	-	A 70	AE 70
8 - 5/16	E 80/V4A	E 80	E 80 EB	M 80	A 80	AE 80
9 - 11/32	-	E 90	-	M 90	A 90	AE 90
10 - 3/8	E 100/V4A	E 100	E 100 EB	M 100	A 100	AE 100
11 - 7/16	-	E 110	E 110 EB	M 110	A 110	AE 110
12.5 - 1/2	E 125/V4A	E 125	E 125 EB	M 125	A 125	AE 125
14 - 17/32	-	E 140	-	-	A 140	AE 140
15 - 9/16	E 150/V4A	E 150	-	M 150	A 150	AE 150
16 - 5/8	-	E 160	-	M 160	A 160	AE 160
17.5 - 11/16	E 175/V4A	E 175	-	M 175	A 175	AE 175
20 - 3/4	E 200/V4A	E 200	-	M 200	A 200	AE 200
21 - 13/16	-	-	-	-	A 210	AE 210
22.5 - 7/8	E 225/V4A	E 225	-	M 225	A 225	AE 225
25 - 1	E 250/V4A	E 250	-	M 250	A 250	AE 250
27.5 - 1-1/16	-	-	-	-	A 275	AE 275
30 - 1-3/16	E 300/V4A	E 300	-	M 300	A 300	AE 300

Length supplied: 8' 2-1/2" - 2.5 m

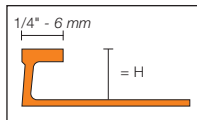
1.1 Schluter®-SCHIENE

Length = 3.05 m - 10'

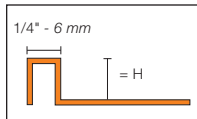
H = mm - in.	Item No.	
	Stainless steel 304 (1.4301 = V2A) (E)	Satin anodized aluminum (AE)
8 - 5/16	E 80/300	AE 80/300
10 - 3/8	E 100/300	AE 100/300
12.5 - 1/2	E 125/300	AE 125/300



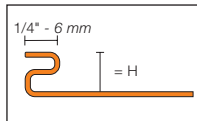
Aluminum & MC 80 D



Brass



Stainless steel



### 1.6 Schluter®-DECO

H = mm - in.	Item No.			
	Stainless steel 304 (1.4301 = V2A) (E)	Solid brass (M)	Chrome-plated solid brass (MC)	Satin anodized aluminum (AE)
8 - 5/16	E 80 D	-	MC 80 D	AE 80 D
9 - 11/32	E 90 D	M 90 D	MC 90 D	-
10 - 3/8	E 100 D	-	-	AE 100 D
11 - 7/16	E 110 D	M 110 D	MC 110 D	-
12.5 - 1/2	E 125 D	M 125 D	MC 125 D	AE 125 D
14 - 17/32	E 140 D	-	-	-
16 - 5/8	E 160 D	-	-	-
18.5 - 23/32	E 185 D	-	-	-
21 - 13/16	E 210 D	-	-	-
25 - 1	E 250 D	-	-	-
30 - 1-3/16	E 300 D	-	-	-

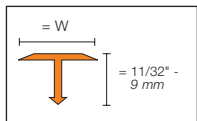
Length supplied: 8' 2-1/2" — 2.5 m



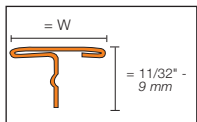
Note: Only the brass and aluminum DECO are available in radius.  
R = Radius



Aluminum, Brass



Stainless steel



### 1.3 Schluter®-RENO-T

W = mm - in.	Item No.						
	Stainless steel 304 (1.4301 = V2A) (E)	Brushed stainless steel 304 (1.4301 = V2A) (EB)	Solid brass (M)	Satin anodized aluminum (AE)	Satin nickel anodized aluminum (AT)	Satin copper anodized aluminum (AK)	Satin brass anodized aluminum (AM)
14 - 9/16	T 9/14 E	T 9/14 EB	T 9/14 M	T 9/14 AE	T 9/14 AT	T 9/14 AK	T 9/14 AM
25 - 1	T 9/25 E	T 9/25 EB	T 9/25 M	T 9/25 AE	T 9/25 AT	T 9/25 AK	T 9/25 AM

Length supplied: 8' 2-1/2" — 2.5 m

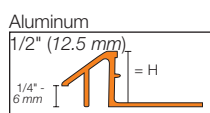
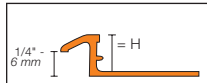
### 1.4 Schluter®-RENO-TK



Aluminum (1/4" - 6 mm)



Aluminum  
5/16" - 3/8" (8 - 10 mm)



Stainless steel, Brass



H = mm - in.	Item No.							
	Stainless steel 304 (1.4301 = V2A) (E)	Brushed stainless steel 304 (1.4301 = V2A) (EB)	Solid brass (M)	Satin anodized aluminum (AE)	Bright chrome anodized aluminum (ACB)	Satin nickel anodized aluminum (AT)	Brushed nickel anodized aluminum (ATGB)	
6 - 1/4	-	-	-	AETK 60	ATK 60 ACB	ATK 60 AT	-	
8 - 5/16	ETK 80	EBTK 80	MTK 80	AETK 80	ATK 80 ACB	ATK 80 AT	ATK 80 ATGB	
10 - 3/8	ETK 100	EBTK 100	MTK 100	AETK 100	ATK 100 ACB	ATK 100 AT	ATK 100 ATGB	
11 - 7/16	ETK 110	EBTK 110	-	-	-	-	-	
12.5 - 1/2	ETK 125	EBTK 125	MTK 125	AETK 125	ATK 125 ACB	ATK 125 AT	ATK 125 ATGB	

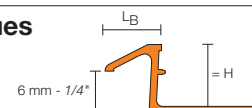
H = mm - in.	Item No.				
	Satin copper anodized aluminum (AK)	Brushed copper anodized aluminum (AKGB)	Brushed antique bronze anodized aluminum (ABGB)	Bright brass anodized aluminum (AMB)	
6 - 1/4	ATK 60 AK	-	-	ATK 60 AMB	
8 - 5/16	ATK 80 AK	ATK 80 AKGB	ATK 80 ABGB	ATK 80 AMB	
10 - 3/8	ATK 100 AK	ATK 100 AKGB	ATK 100 ABGB	ATK 100 AMB	
12.5 - 1/2	ATK 125 AK	ATK 125 AKGB	ATK 125 ABGB	ATK 125 AMB	

Length supplied: 8' 2-1/2" — 2.5 m



**RENO-TK** Note: Only the brass and aluminum RENO-TK are available in radius (sizes 60 - 100).  
R = Radius

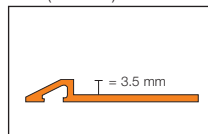
#### Diagram Values



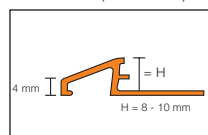
H = mm - in.	LB = mm - in.	
	Aluminum	Stainless steel/ Brass
6 - 1/4	7.5 - 19/64	-
8 - 5/16	8.5 - 21/64	7 - 9/32
10 - 3/8	8.5 - 21/64	11 - 7/16
11 - 7/16	-	13.5 - 17/32
12.5 - 1/2	15.5 - 39/64	16.5 - 21/32



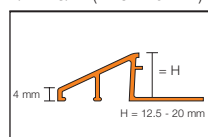
Aluminum  
1/8" (3.5 mm)



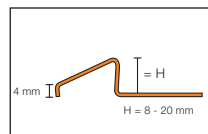
5/16" - 3/8" (8 - 10 mm)



1/2" - 3/4" (12.5 - 20 mm)



Stainless steel, Brass



### 1.2 Schluter®-RENO-U

H = mm - in.	Item No.							
	Stainless steel 304 (1.4301 = V2A) (E)	Brushed stainless steel 304 (1.4301 = V2A) (EB)	Solid brass (M)	Satin anodized aluminum (AE)	Bright chrome anodized aluminum (ACB)	Satin nickel anodized aluminum (AT)	Brushed nickel anodized aluminum (ATGB)	Brushed nickel anodized aluminum (ATGB)
3.5 - 1/8	-	-	-	AEU 35	-	-	-	-
8 - 5/16	EU 80	EBU 80	MU 80	AEU 80	AU 80 ACB	AU 80 AT	AU 80 ATGB	AU 80 ATGB
10 - 3/8	EU 100	EBU 100	MU 100	AEU 100	AU 100 ACB	AU 100 AT	AU 100 ATGB	AU 100 ATGB
11 - 7/16	EU 110	EBU 110	-	-	-	-	-	-
12.5 - 1/2	EU 125	EBU 125	MU 125	AEU 125	AU 125 ACB	AU 125 AT	AU 125 ATGB	AU 125 ATGB
15 - 9/16	EU 150	EBU 150	MU 150	AEU 150	-	-	-	-
17.5 - 11/16	EU 175	EBU 175	-	AEU 175	-	-	-	-
20 - 3/4	EU 200	EBU 200	-	-	-	-	-	-

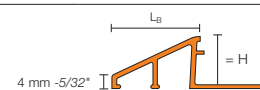
H = mm - in.	Item No.				
	Satin copper anodized aluminum (AK)	Brushed copper anodized aluminum (AKGB)	Brushed antique bronze anodized aluminum (ABGB)	Satin brass anodized aluminum (AM)	Bright brass anodized aluminum (AMB)
8 - 5/16	AU 80 AK	AU 80 AKGB	AU 80 ABGB	AU 80 AM	AU 80 AMB
10 - 3/8	AU 100 AK	AU 100 AKGB	AU 100 ABGB	AU 100 AM	AU 100 AMB
12.5 - 1/2	AU 125 AK	AU 125 AKGB	AU 125 ABGB	AU 125 AM	AU 125 AMB

Length supplied: 8' 2-1/2" - 2.5 m

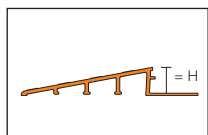
#### ADA-Compliant

**Note:** When leading edge abuts lower surface covering, sizes 3/4" (20 mm) and 11/16" (17.5 mm) are not ADA-compliant. When leading edge rests on top of lower surface covering, sizes 3/4" (20 mm), 9/16" (15 mm), and 11/16" (17.5 mm) are not ADA-compliant.

#### Diagram Values



H = mm - in.	L <sub>B</sub> = mm - in.	
	Aluminum	Stainless steel/Brass
3.5 - 1/8	9 - 23/64	-
8 - 5/16	12.5 - 31/64	13 - 33/64
10 - 3/8	16.5 - 21/32	17.5 - 11/16
11 - 7/16	-	19.5 - 49/64
12.5 - 1/2	22 - 55/64	23 - 29/32
15 - 9/16	27.5 - 1-5/64	28 - 1-7/64
17.5 - 11/16	27 - 1-1/16	33.5 - 1-5/16
20 - 3/4	31.5 - 1-15/64	40 - 1-37/64



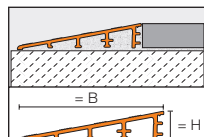
### 1.8 Schluter®-RENO-RAMP

H = mm - in.	Item No.	
	Satin anodized aluminum (AE)	
<b>B = 50 mm - 2"</b>		
6 - 1/4	AERP 60 B50	
<b>B = 64 mm - 2-1/2"</b>		
10 - 3/8	AERP 100 B65	
12.5 - 1/2	AERP 125 B65	
<b>B = 89 mm - 3-1/2"</b>		
12.5 - 1/2	AERP 125 B90	
15 - 9/16	AERP 150 B90	
20 - 3/4	AERP 200 B90	

Length supplied: 8' 2-1/2" - 2.5 m

#### ADA-Compliant

**Note:** RENO-RAMP sizes 3/4" - 20 mm and 9/16" - 15 mm are not ADA-compliant.



B = 64 mm - 2-1/2"

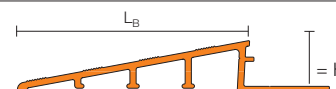
### 1.8 Schluter®-RENO-RAMP-K

H = mm - in.	Item No.	
	Satin anodized aluminum (AE)	
<b>B = 64 mm - 2-1/2"</b>		
12.5 - 1/2	AERPK 125 B65	

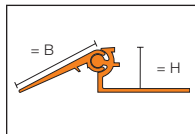
Length supplied: 8' 2-1/2" - 2.5 m

#### Diagram Values

Length supplied: 8' 2-1/2" - 2.5 m



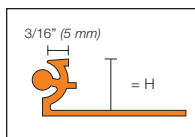
H = mm - in.	L <sub>B</sub> = mm - in.
6 - 1/4	50 - 2
10 - 3/8	64 - 2-1/2
12.5 - 1/2	64 - 2-1/2
12.5 - 1/2	89 - 3-1/2
15 - 9/16	89 - 3-1/2
20 - 3/4	89 - 3-1/2



### 1.7 Schluter®-RENO-V

H = mm - in.	Item No.	
	Satin anodized aluminum (AE)	Satin brass anodized aluminum (AM)
<b>B = 20 mm - 3/4"</b>		
8 - 5/16	AEVT 80 B20	AVT 80 B20 AM
10 - 3/8	AEVT 100 B20	AVT 100 B20 AM
12.5 - 1/2	AEVT 125 B20	AVT 125 B20 AM
15 - 9/16	AEVT 150 B20	AVT 150 B20 AM
17.5 - 11/16	AEVT 175 B20	AVT 175 B20 AM
20 - 3/4	AEVT 200 B20	AVT 200 B20 AM
<b>B = 30 mm - 1-3/16"</b>		
8 - 5/16	AEVT 80 B30	AVT 80 B30 AM
10 - 3/8	AEVT 100 B30	AVT 100 B30 AM
12.5 - 1/2	AEVT 125 B30	AVT 125 B30 AM
15 - 9/16	AEVT 150 B30	AVT 150 B30 AM
17.5 - 11/16	AEVT 175 B30	AVT 175 B30 AM
20 - 3/4	AEVT 200 B30	AVT 200 B30 AM
<b>B = 40 mm - 1-9/16"</b>		
8 - 5/16	AEVT 80 B40	AVT 80 B40 AM
10 - 3/8	AEVT 100 B40	AVT 100 B40 AM
12.5 - 1/2	AEVT 125 B40	AVT 125 B40 AM
15 - 9/16	AEVT 150 B40	AVT 150 B40 AM
17.5 - 11/16	AEVT 175 B40	AVT 175 B40 AM
20 - 3/4	AEVT 200 B40	AVT 200 B40 AM

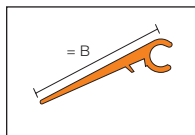
Length supplied: 8' 2-1/2" – 2.5 m



### 1.7 Schluter®-RENO-VT

H = mm - in.	Item No.	
	Satin anodized aluminum (AE)	Satin brass anodized aluminum (AM)
8 - 5/16	AEVT 80	AVT 80 AM
10 - 3/8	AEVT 100	AVT 100 AM
12.5 - 1/2	AEVT 125	AVT 125 AM
15 - 9/16	AEVT 150	AVT 150 AM
17.5 - 11/16	AEVT 175	AVT 175 AM
20 - 3/4	AEVT 200	AVT 200 AM

Length supplied: 8' 2-1/2" – 2.5 m



### 1.7 Schluter®-RENO-VB

B = mm - in.	Item No.	
	Satin anodized aluminum (AE)	Satin brass anodized aluminum (AM)
20 - 3/4	AEVB 20	AVB 20 AM
30 - 1-3/16	AEVB 30	AVB 30 AM
40 - 1-9/16	AEVB 40	AVB 40 AM

Length supplied: 8' 2-1/2" – 2.5 m