



Product Item Numbers





8.2 Schluter®-KERDI-DRAIN



4" Grate Options

Tileable Covering Support	Anodized Aluminum					
 <p>TILE (ECS) Patent pending</p>	 <p>Available in the following colors and finishes:</p> <table border="1" data-bbox="609 735 1096 819"> <tr> <td data-bbox="609 735 755 819">Brushed Nickel (ATGB)</td> <td data-bbox="771 735 917 819">Brushed Copper (AKGB)</td> <td data-bbox="950 735 1096 819">Brushed Brass (AMGB)</td> </tr> </table> <p>CONTOUR</p>			Brushed Nickel (ATGB)	Brushed Copper (AKGB)	Brushed Brass (AMGB)
Brushed Nickel (ATGB)	Brushed Copper (AKGB)	Brushed Brass (AMGB)				

Stainless Steel

 <p>Available in the following colors and finishes:</p> <table border="1" data-bbox="259 1008 576 1365"> <tr> <td data-bbox="259 1008 406 1092">Stainless Steel (E)</td> <td data-bbox="430 1008 576 1092">Rose Gold (ERG)</td> </tr> <tr> <td data-bbox="259 1102 406 1186">Chrome (EP)</td> <td data-bbox="430 1102 576 1186">Vintage Gold (EVG)</td> </tr> <tr> <td data-bbox="259 1197 406 1281">Oil-rubbed Bronze (EOB)</td> <td data-bbox="430 1197 576 1281">Classic Gold (ECG)</td> </tr> <tr> <td data-bbox="259 1291 406 1375">Nickel (ET)</td> <td></td> </tr> </table> <p>CLASSIC</p>	Stainless Steel (E)	Rose Gold (ERG)	Chrome (EP)	Vintage Gold (EVG)	Oil-rubbed Bronze (EOB)	Classic Gold (ECG)	Nickel (ET)		 <p>PURE</p>  <p>CURVE</p>  <p>FLORAL</p> <p>Available in the following colors and finishes:</p> <table border="1" data-bbox="933 1008 1534 1365"> <tr> <td data-bbox="933 1008 1079 1092">Brushed Stainless Steel (EB)</td> <td data-bbox="1096 1008 1242 1092">Brushed Nickel (EBT)</td> <td data-bbox="1258 1008 1404 1092">Brushed Rose Gold (EBRG)</td> <td data-bbox="1421 1008 1534 1092">Brushed Vintage Gold (EBVG)</td> </tr> <tr> <td data-bbox="933 1102 1079 1186">Brushed Classic Gold (EBCG)</td> <td data-bbox="1096 1102 1242 1186">Matte White (MBW)</td> <td data-bbox="1258 1102 1404 1186">Ivory (TSI)</td> <td data-bbox="1421 1102 1534 1186">Greige (TSBG)</td> </tr> <tr> <td data-bbox="933 1197 1079 1281">Cream (TSC)</td> <td data-bbox="1096 1197 1242 1281">Bronze (TSOB)</td> <td data-bbox="1258 1197 1404 1281">Stone Grey (TSSG)</td> <td data-bbox="1421 1197 1534 1281">Pewter (TSG)</td> </tr> <tr> <td data-bbox="933 1291 1079 1375">Dark Anthracite (TSDA)</td> <td data-bbox="1096 1291 1242 1375">Matte Black (MGS)</td> <td></td> <td></td> </tr> </table>	Brushed Stainless Steel (EB)	Brushed Nickel (EBT)	Brushed Rose Gold (EBRG)	Brushed Vintage Gold (EBVG)	Brushed Classic Gold (EBCG)	Matte White (MBW)	Ivory (TSI)	Greige (TSBG)	Cream (TSC)	Bronze (TSOB)	Stone Grey (TSSG)	Pewter (TSG)	Dark Anthracite (TSDA)	Matte Black (MGS)		
Stainless Steel (E)	Rose Gold (ERG)																								
Chrome (EP)	Vintage Gold (EVG)																								
Oil-rubbed Bronze (EOB)	Classic Gold (ECG)																								
Nickel (ET)																									
Brushed Stainless Steel (EB)	Brushed Nickel (EBT)	Brushed Rose Gold (EBRG)	Brushed Vintage Gold (EBVG)																						
Brushed Classic Gold (EBCG)	Matte White (MBW)	Ivory (TSI)	Greige (TSBG)																						
Cream (TSC)	Bronze (TSOB)	Stone Grey (TSSG)	Pewter (TSG)																						
Dark Anthracite (TSDA)	Matte Black (MGS)																								

6" Grate Options

Stainless Steel	Stainless Steel Cover for Cleanout Applications
 <p>CLASSIC (6E)</p>  <p>CLASSIC ROUND (6E)</p>	 <p>(6CE)</p>

Flange Options





ABS - 2" or 3" Outlet	PVC - 2" or 3" Outlet	Stainless Steel - 2" or 3" No-hub Outlet	Stainless Steel - 2" Threaded Outlet
			

Note: Product listings and certifications can be referenced on the last page of this document.

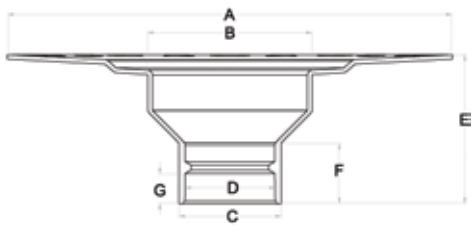


Schluter®-KERDI-DRAIN

ABS or PVC FLANGE — 2" or 3" OUTLET

2" (50 mm) drain outlet		3" (75 mm) drain outlet	
Material	Item No.	Material	Item No.
 ABS	KD2 FLK ABS	 ABS	KD3 FLK ABS
 PVC	KD2 FLK PVC	 PVC	KD3 FLK PVC

Additional components included			
 4x Inside corners	 2x Outside corners	 1x Pipe seal (3/4" - 20 mm)	 1x Mixing valve seal (4-1/2" - 114 mm)

Flange measurements			
ABS or PVC			
		2" (50 mm) drain outlet	3" (75 mm) drain outlet
	A	11-13/16" - 300 mm	11-13/16" - 300 mm
	B	4-17/32" - 115.2 mm	4-17/32" - 115.2 mm
	C	2-45/64" - 68.6 mm	3-15/16" - 100 mm
	D	2-3/8" - 60.5 mm	3-1/2" - 88.8 mm
	E	3-15/16" - 100 mm	3-15/16" - 100 mm
	F	1-39/64" - 40.6 mm	2" - 50.8 mm
	G	7/8" - 22.5 mm	1-1/2" - 38.1 mm






When using a flange with 3" outlet, a 6" grate is recommended.



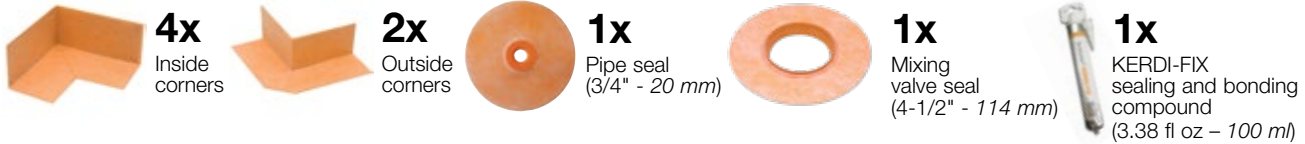
Schluter®-KERDI-DRAIN

STAINLESS STEEL FLANGE – 2" or 3" OUTLET

2" (50 mm) drain outlet	
Material	Item No.
 <p>No-hub</p>	KD2 FLK E
 <p>Threaded</p>	KD2 FLK ETH

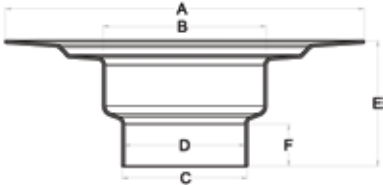
3" (75 mm) drain outlet	
Material	Item No.
 <p>No-hub</p>	KD3 FLK E

Additional components included



Flange measurements

Stainless steel

	2" (50 mm) no-hub outlet		3" (75 mm) no-hub outlet	
A	9-27/32"	- 250 mm	9-27/32"	- 250 mm
B	4-1/2"	- 115.4 mm	4-1/2"	- 114 mm
C	2-13/32"	- 61.3 mm	3-7/16"	- 87.4 mm
D	2-13/32"	- 60.6 mm	3-5/16"	- 84.2 mm
E	3-11/32"	- 85 mm	3-7/16"	- 87.4 mm
F	53/64"	- 21 mm	1-5/32"	- 29.4 mm





When using a flange with 3" outlet, a 6" grate is recommended.

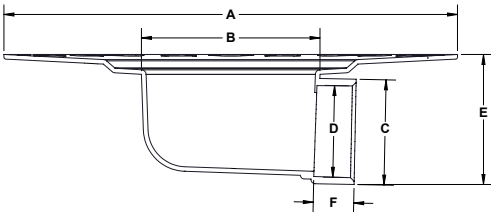


Schluter®-KERDI-DRAIN-H

ABS or PVC FLANGE — 2" OUTLET HORIZONTAL

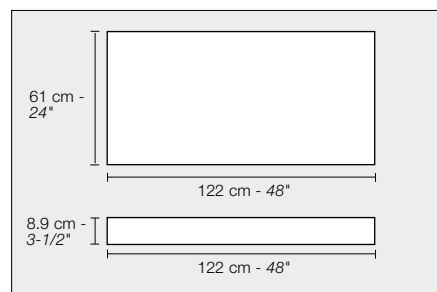
2" (50 mm) drain outlet	
Material	Item No.
 <p>ABS</p>	KDH2 FLK ABS
 <p>PVC</p>	KDH2 FLK PVC

Additional components included			
 <p>4x Inside corners</p>	 <p>2x Outside corners</p>	 <p>1x Pipe seal (3/4" - 20 mm)</p>	 <p>1x Mixing valve seal (4-1/2" - 114 mm)</p>

Flange measurements		
ABS or PVC		
	2" (50 mm) horizontal drain outlet	
	A	11-13/16" - 300 mm
	B	4-21/32" - 118.3 mm
	C	2-47/64" - 69.5 mm
	D	2-3/8" - 60.5 mm
	E	3-3/8" - 85.7 mm
	F	1-1/16" - 27 mm

Schluter®-KERDI-SHOWER-CB

Schluter®-KERDI-SHOWER-CB is a height compensation board made of lightweight expanded polystyrene used to accommodate the drain body and waste pipe height, when installing the Schluter®-KERDI-DRAIN-H in conjunction with the Schluter®-KERDI-SHOWER -T/TS/TT shower trays. The compensation board can easily be cut to size to fit around the drain and waste pipe, and multiple boards can be used to fit the size and shape of the shower.



Schluter®-KERDI-SHOWER-CB	
Compensation board	
Item No.	Dimensions
KSCB 90 610 1220	122 cm x 61 cm x 8.9 cm (48" x 24" x 3-1/2")

Schluter®-KERDI-DRAIN-A

ADAPTOR KIT — 5-1/4" or 7-1/2" ADAPTOR RING

Schluter®-KERDI-DRAIN ADAPTOR KITS are used to convert traditional clamping ring drains to integrated bonding flange drains when removal of the clamping ring drain is not practical. A stainless steel adaptor ring with an overmolded rubber gasket replaces the clamping ring and is sealed to the existing drain body using Schluter®-KERDI-FIX. The bonding flange then slides into the adaptor ring and seals against the rubber gasket. Adaptor kits are suitable for both mortar bed and Schluter®-KERDI-SHOWER-T/-TS/-TT shower tray applications.

5-1/4" (133.4 mm) adaptor ring	
Flange and ring	Item No.
<p>5-1/4"</p> <p>Also included: Height adjustment collar for KERDI-DRAIN grate</p>	KDA5 FLK ABS

7-1/2" (191 mm) adaptor ring	
Flange and ring	Item No.
<p>7-1/2"</p> <p>Also included: Lateral adjustment ring for KERDI-DRAIN grate</p>	KDA7 FLK ABS

Additional components included

	4x Inside corners		2x Outside corners		1x Pipe seal (3/4" - 20 mm)		1x Mixing valve seal (4-1/2" - 114 mm)		1x KERDI-FIX sealing and bonding compound (3.38 fl oz – 100 ml)
--	-----------------------------	--	------------------------------	--	--	--	---	--	---

Flange and adaptor ring measurements	
ABS	
	5-1/4"
	A 11-13/16" - 300 mm
	B 2-13/32" - 60.7 mm
	C 2-23/32" - 69.3 mm
	D 5-1/4" - 133.4 mm
	E 2-29/32" - 74 mm
	F 1-1/64" - 25.9 mm
	G 2-1/16" - 52.6 mm

Flange and adaptor ring measurements	
ABS	
	7-1/2"
	A 11-13/16" - 300 mm
	B 4-13/32" - 111.8 mm
	C 4-11/16" - 118.9 mm
	D 7-1/2" - 191 mm
	E 5-7/64" - 130 mm
	F 3-1/16" - 77.8 mm
	G 3-41/64" - 92.4 mm



The tileable grate and the 6" round/square grates are **NOT** compatible with the 5-1/4" ring flange.

Schluter®-KERDI-DRAIN-STYLE

GRATES FOR USE WITH FLANGES WITH 2" OUTLET

4" (100 mm) Grate

Stainless Steel

PURE	
Grate finish	Item No.
Brushed stainless steel (EB)	KDIF4 GRK EB D8
Brushed nickel (EBT)	KDIF4 GRK EBT D8
Brushed rose gold (EBRG)	KDIF4 GRK EBRG D8
Brushed vintage gold (EBVG)	KDIF4 GRK EBVG D8
Brushed classic gold (EBCG)	KDIF4 GRK EBCG D8




U.S. Patent No. D831,795

CURVE	
Grate finish	Item No.
Brushed stainless steel (EB)	KDIF4 GRK EB D6
Brushed nickel (EBT)	KDIF4 GRK EBT D6
Brushed rose gold (EBRG)	KDIF4 GRK EBRG D6
Brushed vintage gold (EBVG)	KDIF4 GRK EBVG D6
Brushed classic gold (EBCG)	KDIF4 GRK EBCG D6



U.S. Patent No. D831,171

FLORAL	
Grate finish	Item No.
Brushed stainless steel (EB)	KDIF4 GRK EB D5
Brushed nickel (EBT)	KDIF4 GRK EBT D5
Brushed rose gold (EBRG)	KDIF4 GRK EBRG D5
Brushed vintage gold (EBVG)	KDIF4 GRK EBVG D5
Brushed classic gold (EBCG)	KDIF4 GRK EBCG D5



U.S. Patent No. D831,172

Contents					
	<p>1x Grate and frame</p>		<p>1x Height adjustment collar</p>		<p>1x Lateral adjustment ring</p>



Schluter®-KERDI-DRAIN-STYLE


GRATES FOR USE WITH FLANGES WITH 2" OUTLET

4" (100 mm) Grate

TRENDLINE


PURE	
Grate finish	Item No.
Matte white (MBW)	KDIF4 GRK MBW D8
Ivory (TSI)	KDIF4 GRK TSI D8
Greige (TSBG)	KDIF4 GRK TSBG D8
Cream (TSC)	KDIF4 GRK TSC D8
Bronze (TSOB)	KDIF4 GRK TSOB D8
Stone grey (TSSG)	KDIF4 GRK TSSG D8
Pewter (TSG)	KDIF4 GRK TSG D8
Dark anthracite (TSDA)	KDIF4 GRK TSDA D8
Matte black (MGS)	KDIF4 GRK MGS D8

U.S. Patent No. D831,795




CURVE	
Grate finish	Item No.
Matte white (MBW)	KDIF4 GRK MBW D6
Ivory (TSI)	KDIF4 GRK TSI D6
Greige (TSBG)	KDIF4 GRK TSBG D6
Cream (TSC)	KDIF4 GRK TSC D6
Bronze (TSOB)	KDIF4 GRK TSOB D6
Stone grey (TSSG)	KDIF4 GRK TSSG D6
Pewter (TSG)	KDIF4 GRK TSG D6
Dark anthracite (TSDA)	KDIF4 GRK TSDA D6
Matte black (MGS)	KDIF4 GRK MGS D6

U.S. Patent No. D831,171






FLORAL	
Grate finish	Item No.
Matte white (MBW)	KDIF4 GRK MBW D5
Ivory (TSI)	KDIF4 GRK TSI D5
Greige (TSBG)	KDIF4 GRK TSBG D5
Cream (TSC)	KDIF4 GRK TSC D5
Bronze (TSOB)	KDIF4 GRK TSOB D5
Stone grey (TSSG)	KDIF4 GRK TSSG D5
Pewter (TSG)	KDIF4 GRK TSG D5
Dark anthracite (TSDA)	KDIF4 GRK TSDA D5
Matte black (MGS)	KDIF4 GRK MGS D5

U.S. Patent No. D831,172



Contents

 <p>1x Grate and frame</p>	 <p>1x Height adjustment collar</p>	 <p>1x Lateral adjustment ring</p>
---	---	--



Schluter®-KERDI-DRAIN

GRATES FOR USE WITH FLANGES WITH 2" OUTLET

4" (100 mm) Grate


Stainless steel - CLASSIC

CLASSIC	
Grate finish	Item No.
Stainless steel (E)	KD4 GRK E
Chrome (EP)	KD4 GRK EP
Oil-rubbed bronze (EOB)	KD4 GRK EOB
Nickel (ET)	KD4 GRK ET
Rose gold (ERG)	KD4 GRK ERG
Vintage gold (EVG)	KD4 GRK EVG
Classic gold (ECG)	KD4 GRK ECG



Anodized aluminum - CONTOUR

CONTOUR	
Grate finish	Item No.
Brushed nickel (ATGB)	KD4 GRK ATGB
Brushed copper (AKGB)	KD4 GRK AKGB
Brushed brass (AMGB)	KD4 GRK AMGB



Contents



1x
Grate and frame



1x
Height adjustment collar



1x
Lateral adjustment ring



Schluter®-KERDI-DRAIN

GRATES FOR USE WITH FLANGES WITH 2" OUTLET

4" (100 mm) Grate

TILE

TILE	
Grate finish	Item No.
TILE	KD4 GRK ECS



The tileable grate is not suitable for use with the KERDI-DRAIN-F flange and the KERDI-DRAIN-A flange with 5-1/4" (133.4 mm) adaptor ring.

Contents	
	1x Tileable covering support
	1x Spacer
	1x Lateral adjustment ring

GRATES FOR USE WITH FLANGES WITH 2" or 3" OUTLET

6" (150 mm) Grate



Stainless steel - CLASSIC

CLASSIC SQUARE	
Grate finish	Item No.
Stainless steel (E)	KD6 GRK E



CLASSIC ROUND	
Grate finish	Item No.
Stainless steel (E)	KD6 GRK RE



Contents	
	1x Grate and frame with integrated height adjustment collar
	1x Lateral adjustment ring











The 6" (150 mm) grates are not suitable for use with the KERDI-DRAIN-F flange and the KERDI-DRAIN-A flange with 5-1/4" (133.4 mm) adaptor ring.



Schluter®-KERDI-DRAIN










DRAIN KITS — ABS or PVC FLANGE - 2" OUTLET - STAINLESS STEEL GRATE

Schluter®-KERDI-DRAIN		
	ABS - 2" (50 mm)	PVC - 2" (50 mm)
4" (100 mm) square grate		
Stainless steel	KD2/ABS/E	KD2/PVC/E

Contents							
	1x Flange		1x Grate and frame		1x Height adjustment collar		1x Lateral adjustment ring
	4x Inside corners		2x Outside corners		1x Pipe seal (3/4" - 20 mm)		1x Mixing valve seal (4-1/2" - 114 mm)

ADAPTOR KIT — 5-1/4" ADAPTOR RING - 4" STAINLESS STEEL GRATE



5-1/4" (133.4 mm) adaptor ring	
	ABS
4" (100 mm) square grate	
Stainless steel	KDAR/ABS/E



Contents							
	1x Flange		1x Grate and frame		1x Height adjustment collar		1x Adaptor ring
	4x Inside corners		2x Outside corners		1x Pipe seal (3/4" - 20 mm)		1x Mixing valve seal (4-1/2" - 114 mm)
	1x KERDI-FIX sealing and bonding compound (3.38 fl oz - 100 ml)						





Schluter®-KERDI-DRAIN

ABS or PVC FLANGE — 2" or 3" OUTLET - WITHOUT SEALS AND CORNERS



2" (50 mm) drain outlet	
Material	Item No.
 ABS	KD2/ABS/FL
 PVC	KD2/PVC/FL


3" (75 mm) drain outlet	
Material	Item No.
 ABS	KD3/ABS/FL
 PVC	KD3/PVC/FL

ABS or PVC HORIZONTAL FLANGE — 2" OUTLET - WITHOUT SEALS AND CORNERS

2" (50 mm) drain outlet	
Material	Item No.
 ABS	KDH2/ABS/FL
 PVC	KDH2/PVC/FL


STAINLESS STEEL FLANGE — 2" or 3" OUTLET - WITHOUT SEALS AND CORNERS

2" (50 mm) drain outlet	
Material	Item No.
 No-hub	KD2/E/FL
 Threaded	KD2/ETH/FL

3" (75 mm) drain outlet	
Material	Item No.
 No-hub	KD3/E/FL

Also included with stainless steel flanges



1x
KERDI-FIX
sealing and bonding compound
(3.38 fl oz – 100 ml)








When using a flange with 3" outlet, a 6" grate is recommended.

Schluter®-KERDI-DRAIN


10 PACKS — ABS OR PVC FLANGE - 2" OUTLET






2" (50 mm) drain outlet	
Material	Item No.
 ABS	KD2 FLK ABS 10
 PVC	KD2 FLK PVC 10

Additional components included	
 40x Inside corners	 20x Outside corners
 10x Pipe seal (3/4" - 20 mm)	 10x Mixing valve seal (4-1/2" - 114 mm)

Note: 10 packs are packaged in bulk, not individually boxed.

10 PACKS — ABS FLANGE - 5-1/4" ADAPTOR RING

5-1/4" (133.4 mm) adaptor ring	
Flange and ring	Item No.
 5-1/4" Also included: Height adjustment collar for KERDI-DRAIN grate	KDA5 FLK ABS 10

Additional components included	
 40x Inside corners	 20x Outside corners
 10x Pipe seal (3/4" - 20 mm)	 10x Mixing valve seal (4-1/2" - 114 mm)
 10x KERDI-FIX sealing and bonding compound (3.38 fl oz - 100 ml)	

Note: 10 packs are packaged in bulk, not individually boxed.






The tileable grate and the 6" round/square grates are **NOT** compatible with the 5-1/4" ring flange.

10 PACKS — 4" GRATE - STAINLESS STEEL

Stainless steel - CLASSIC



Stainless steel
Item No.
KD4 GRK E 10

Contents	
 10x Grate and frame	 10x Height adjustment collar
 10x Lateral adjustment ring	

Note: 10 packs are packaged in bulk, not individually boxed.



Schluter®-KERDI-DRAIN

6" SQUARE CLEAN OUT COVER

The **Schluter®-KERDI-DRAIN Clean Out Cover** is a 6" stainless steel cover available for installations where the KERDI-DRAIN bonding flange is to be used in a cleanout application.



Clean out cover 6"	
Item No.	Finish
KD-GR6C-E	Stainless steel

TAMPER PROOF SCREWS

Schluter®-KERDI-DRAIN Tamper Proof Screws are designed as a high security accessory for the KERDI-DRAIN. Ideal for loss prevention and anti-theft, these tamper proof screws are used in environments where tamper resistance is desired or required (e.g., healthcare or education facilities, etc.). Phillips head screws are included with the KERDI-DRAIN. The tamper-proof screws as well as the driver bit must be purchased separately.



Tamper proof screw and driver bit	
Item No.	Description
KD/TPSCRW	Tamper proof screw
KD/TPWRCH	Driver bit

STRAINER

The **Schluter®-KERDI-DRAIN Strainer** is a hair catcher customized to fit inside the KERDI-DRAIN flange to trap and collect hair. Simple to remove and clean, the hair catcher fits discreetly into the drain to prevent hair clogs that can lead to blocked pipes.

Note: The KERDI-DRAIN strainer is only suitable for use with flanges with 2" (50 mm) vertical outlets (ABS, PVC, and stainless steel with no-hub or threaded outlet).



Strainer for KERDI-DRAIN	
Item No.	Description
KD-STR	Strainer



Product Listings and Certifications

Schluter®-KERDI-DRAIN - Listings and Certifications								
Grates Flanges	Grate - 4" (100 mm)					Grate - 6" (150 mm)		
	CLASSIC Stainless steel (All finishes except EOB)	CLASSIC Stainless steel EOB	CONTOUR Anodized aluminum (All finishes)	TILE	STYLE PURE, CURVE and FLORAL Stainless steel (All finishes)	Stainless steel		
						Square 6E	Round 6RE	Cover 6CE
2" (50 mm) PVC	1	-	1	1	1	1	1	2
2" (50 mm) ABS	1	-	1	1	1	1	1	2
2" (50 mm) PVC Horizontal	1	-	1	1	1	1	1	2
2" (50 mm) ABS Horizontal	1	-	1	1	1	1	1	2
2" (50 mm) Stainless steel	1	-	1	1	1	1	1	2
2" (50 mm) Stainless steel Threaded	1	-	1	1	1	1	1	2
3" (75 mm) PVC	-	-	-	-	-	1	1	2
3" (75 mm) ABS	-	-	-	-	-	1	1	2
3" (75 mm) Stainless steel	-	-	-	-	-	1	1	2
5-1/4" (133.4 mm) Adaptor	-	-	-	-	-	-	-	-
7-1/2" (191 mm) Adaptor	-	-	-	-	-	-	-	-

Various configurations of KERDI-DRAIN are listed by ICC-ES (Report No. PMG-1204), UPC® and CSA as shown in the table above.

1 - Listed by ICC-ES (Report No. PMG-1204), UPC® and CSA.

2 - Listed by CSA

For copies of these documents, please contact Schluter®-Systems at 800-472-4588 or by email at info@schluter.com.

Links to the documents can also be accessed at Schluter.com.