

Profile Finishes & Colors



Finishes - Aluminum



A

Aluminum




ACB/ACG

Bright or polished
chrome anodized
aluminum



ACGB

Brushed chrome
anodized aluminum



AE

Satin anodized
aluminum



ATG

Polished nickel
anodized aluminum



ATGB

Brushed nickel
anodized aluminum



AT

Satin nickel
anodized aluminum




AKG

Polished copper
anodized aluminum



AKGB

Brushed copper
anodized aluminum



AK

Satin copper
anodized aluminum




AMG

Polished brass
anodized aluminum



AMGB

Brushed brass
anodized aluminum



AM

Satin brass
anodized aluminum



AGSG

Bright black
anodized aluminum



AGRB

Brushed graphite
anodized aluminum




AGR

Graphite anodized
aluminum



AGSB

Brushed black
anodized aluminum



ABGB

Brushed antique
bronze anodized
aluminum

Finishes - Stainless Steel and Brass



E

Stainless steel



EB

Brushed stainless steel



MC

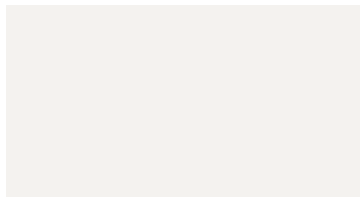
Chrome-plated solid brass



M

Solid brass

Colors - Textured Color-coated Aluminum Schluter®-TRENDLINE



MBW

Matte white




TSC

Cream




TSG

Pewter



TSI

Ivory



TSB

Beige



TSLA

Light anthracite




TSBG

Greige



TSR

Rustic brown




TSDA

Dark anthracite




TSSG

Stone grey



TSOB

Bronze







MGS


Matte black




Colors - PVC and Color-coated Aluminum

	BW Bright White RAL 9003		C Cream RAL N/A *PVC only		HG Light Grey RAL 7035
	W White RAL 9010		SG Stone Grey RAL N/A *PVC only		PG Classic Grey RAL N/A
	SP Sand Pebble RAL N/A		FG Grout Grey RAL N/A *PVC only		GM Metallic Grey RAL 9006 *Aluminum only
	BH Bahama RAL N/A		DA Dark Anthracite RAL N/A *PVC only		G Grey RAL 7030
	HB Light Beige RAL 1019		QG Quartz Grey RAL 7039 *Aluminum only		SB Black Brown RAL 8019 *Aluminum only
	RB Red Brown RAL 8003 *Aluminum only		VG Traffic Grey RAL 7043 *Aluminum only		GS Black RAL 9011





		Anodized Aluminum																	
Products	Finishes	A	ABGB	ACB	ACG	ACGB	AE	AGR	AGRB	AGSB	AGSG	AK	AKG	AKGB	AM	AMG	AMGB	AT	
		 Edge-protection and transition profiles for floors																	
SCHIENE			3		3		3												3
DECO																			
RENO-T																			
RENO-TK																			
RENO-U																			
RENO-RAMP/-K																			
RENO-V																			
 Finishing and edge-protection for walls and countertops																			
JOLLY			3		3		3												3
SCHIENE																			
QUADEC					3														
QUADEC-K																			
QUADEC-FS																			
RONDEC					3		3												3
RONDEC-DB							3												
RONDEC-STEP																			
RONDEC-CT																			
FINEC-SQ																			
FINEC																			
INDEC																			
DESIGNLINE																			
DESIGNBASE																			
DECO-DE																			
DECO-SG																			
DECO-SGC																			
SCHIENE-STEP																			
ECK-E/-K																			
ECK-KI/-KHK																			
 Movement joint and cove-shaped profiles																			
DILEX-AHK																			
DILEX-AHKA																			
DILEX-EHK/-HKU																			
DILEX-EDP																			
DILEX-HKS																			
DILEX-KSN																			
DILEX-AKWS																			
DILEX-KSA																			
DILEX-EKSB																			

 Available in 10' (3.05 m) length. Standard length is 8' 2-1/2" (2.5 m).





Products	Anodized Aluminum		Stainless steel		Brass		Textured color-coated aluminum											
	ATG	ATGB	E	EB	M	MC	MBW	MGS	TSB	TSBG	TSC	TSDA	TSG	TSI	TSLA	TSOB	TSR	TSSG
 Edge-protection and transition profiles for floors																		
SCHIENE			3															
DECO																		
RENO-T																		
RENO-TK																		
RENO-U																		
RENO-RAMP/-K																		
RENO-V																		
 Finishing and edge-protection for walls and countertops																		
JOLLY							3	3	3	3	3	3	3	3	3	3	3	3
SCHIENE																		
QUADEC							3	3	3	3	3	3	3	3	3	3	3	3
QUADEC-K																		
QUADEC-FS																		
RONDEC							3	3	3	3	3	3	3	3	3	3	3	3
RONDEC-DB																		
RONDEC-STEP																		
RONDEC-CT																		
FINEC-SQ																		
FINEC																		
INDEC																		
DESIGNLINE																		
DESIGNBASE																		
DECO-DE																		
DECO-SG																		
DECO-SGC																		
SCHIENE-STEP																		
ECK-E/-K																		
ECK-KI/-KHK																		
 Movement joint and cove-shaped profiles																		
DILEX-AHK																		
DILEX-AHKA																		
DILEX-EHK/-HKU																		
DILEX-EDP																		
DILEX-HKS							Insert colors available: HB, PG, G, and GS											
DILEX-KSN							Insert colors available: SP, HB, C, SG, FG, DA, PG, G, and GS											
DILEX-AKWS							Insert colors available: SP, HB, PG, G, and GS											
DILEX-KSA							Insert colors available: HB, PG, G, and GS											
DILEX-EKSB							Insert colors available: HB, PG, G, and GS											

*Anodized aluminum with brushed stainless steel appearance (AEEB).

Note: SCHIENE in TRENDLINE textured color-coated aluminum, matte white, and matte black finishes are for floor installations within residential applications only.

		Anodized Aluminum													
Products	Finishes	A	ABGB	ACB	ACG	ACGB	AE	AGR	AGRB	AGSB	AGSG	AK	AKG	AKGB	AM
	 Stair-nosing profiles														
RONDEC-STEP															
SCHIENE-STEP															
TREP-FL															
TREP-E/-EK															
TREP-G/-GK															
TREP-V															
TREP-SE/-S/-B															
TREP-TAP															
 Profiles for resilient floor and wall coverings															
VINPRO															
		PVC and Color-coated Aluminum													
Products	Colors	BH	BW	C (PVC only)	DA (PVC only)	FG (PVC only)	G	GM (Alum only)	GS	HB					
	 Finishing and edge-protection for walls and countertops														
JOLLY/JOLLY-P	PVC only		3												PVC only
SCHIENE (Alum only)															
QUADEC	PVC only														PVC only
RONDEC															
 Movement joint and cove-shaped profiles															
DILEX-EKE															
DILEX-BWA															
DILEX-HKW															
DILEX-HK															
DILEX-PHK															
DILEX-BWS															
DILEX-BWB															
DILEX-F															
DILEX-AS															

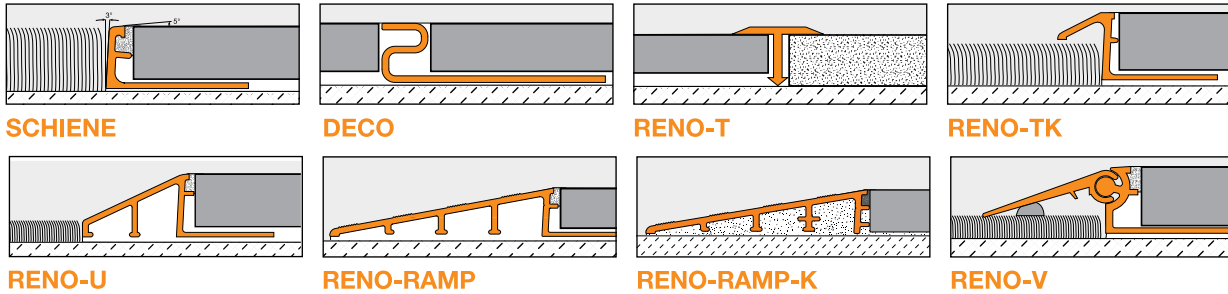
3 Available in 10' (3.05 m) length. Standard length is 8' 2-1/2" (2.5 m).

		Anodized Aluminum					Stainless steel		Insert color									
Finishes		AMG	AMGB	AT	ATG	ATGB	E	EB	CG	G	GS	HB	NB	SP	FG	SG	HG	T Transparent
 Stair-nosing profiles																		
RONDEC-STEP																		
SCHIENE-STEP																		
TREP-FL																		
TREP-E/-EK																		
TREP-G/-GK																		
TREP-V																		
TREP-SE/-S/-B																		
TREP-TAP																		
 Profiles for resilient floor and wall coverings																		
VINPRO																		
PVC and Color-coated Aluminum																		
Colors		HG	PG	QG (Alum only)	RB (Alum only)	SB (Alum only)	SG (PVC only)	SP	VG (Alum only)	W								
 Finishing and edge-protection for walls and countertops																		
JOLLY/JOLLY-P		PVC only																
SCHIENE (Alum only)																		
QUADEC		PVC only																
RONDEC																		
 Movement joint and cove-shaped profiles																		
DILEX-EKE																		
DILEX-BWA																		
DILEX-HKW																		
DILEX-HK																		
DILEX-PHK																		
DILEX-BWS																		
DILEX-BWB																		
DILEX-F																		
DILEX-AS																		

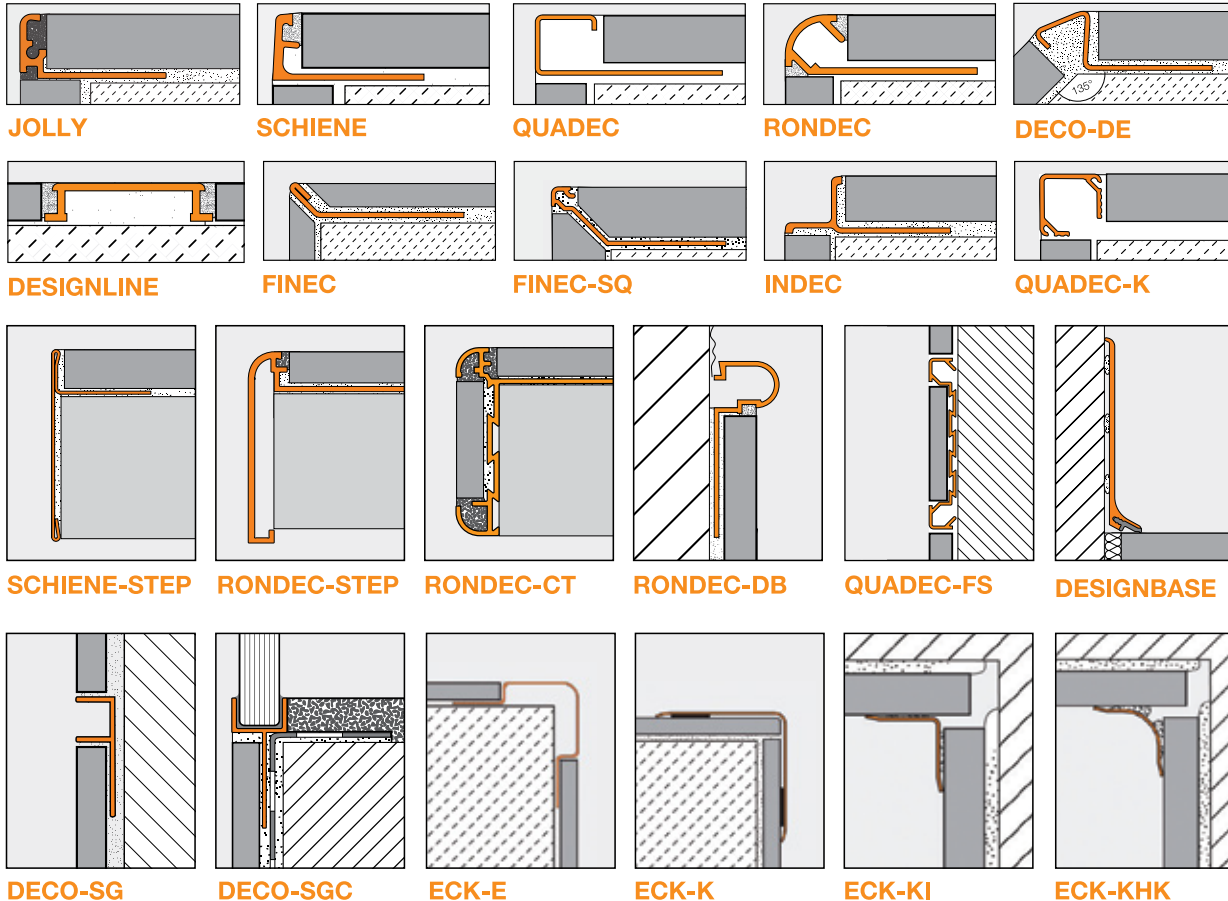
Note: Due to variations in raw materials and manufacturing, the exact color, shade, and/or texture of individual profiles and related components (e.g., corners, end caps, connectors, etc.) may vary. The customer must inspect the products upon delivery and notify Schluter in writing of any physical damage to the products or nonconformity with the purchase order or invoice.

Schluter®-Profiles

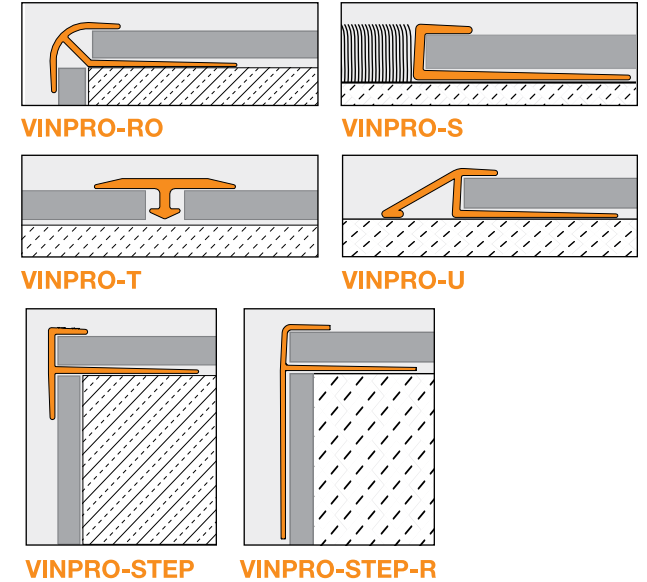
Edge-protection and transition profiles for floors



Finishing and edge-protection for walls and countertops



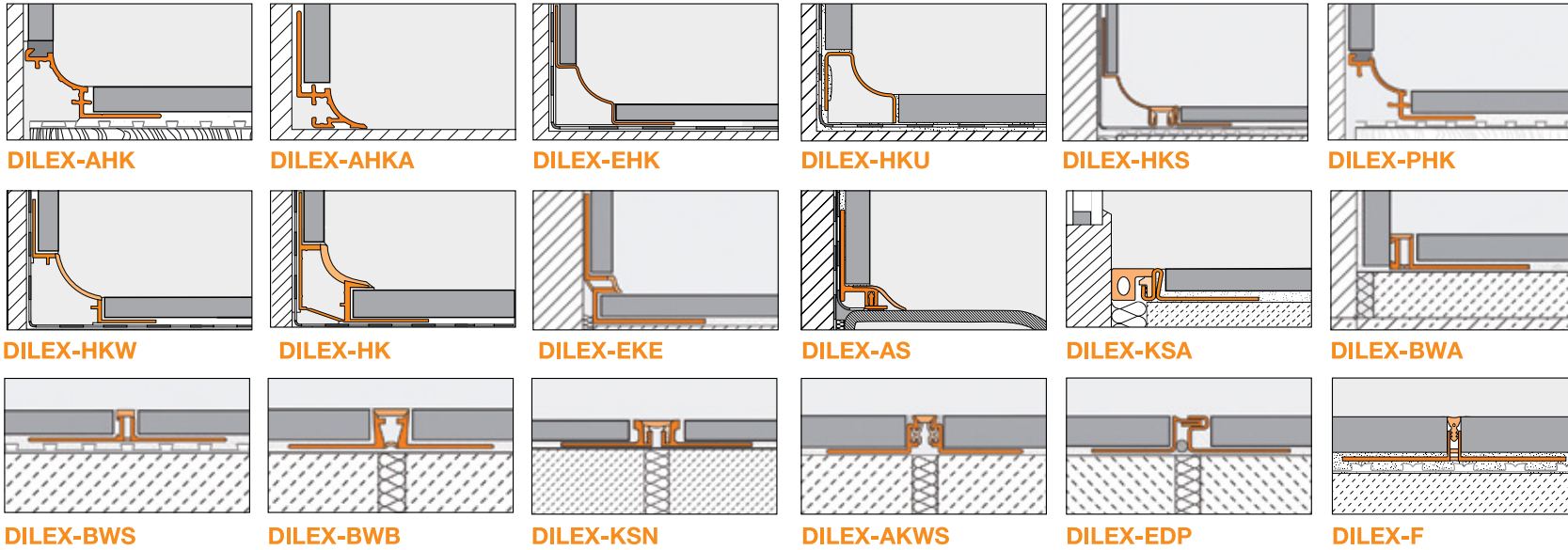
Profiles for resilient floor and wall coverings



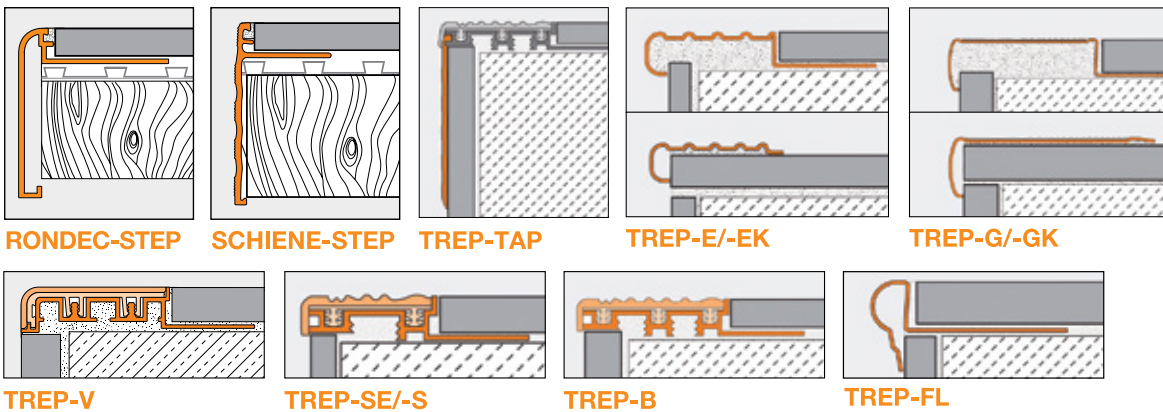
Schluter®-RADIUS
 Products available in radius are: SCHIENE, JOLLY, DECO, and RENO-TK.



 Movement joint and cove-shaped profiles



 Stair-nosing profiles





Schluter Systems L.P. 📍 194 Pleasant Ridge Rd. | Plattsburgh, NY | 12901-5841 📞 800-472-4588 📠 800-477-9783
Schluter Systems (Canada) Inc. 📍 21100 chemin Ste-Marie | Ste-Anne-de-Bellevue, QC | H9X 3Y8 📞 800-667-8746 📠 877-667-2410
[🌐 schluter.com](http://schluter.com)